

2,000 lb



SPECIFICATIONS

Suspension:

Leaf Spring Suspension: (Choose from table on A-7)

- Double Eye versions
 - Slipper Eye versions
- (Spring Kits sold separately.)

Hanger Kit Options: See Section D

Bolt Pattern Options:

- 4 on 4"
- 5 on 4 1/2" – 5 Bolt available with:
5 1/2" Hub Flange – For 8" - 12" Wheels
6 1/2" Hub Flange – For 12" - 15" Wheels

Brake Options: With or without parking feature.

- 7" x 1 1/4" Electric
- 7" x 1 3/4" Hydraulic Single Servo

Spindles: BTR Spindle, 1 1/16",

Uses L44649 Inner and Outer Bearings

- Straight • 4" Drop

Tubing:

- 1 3/4" OD .180 wall (straight spindle only)
- 2 3/8" OD .156 wall (drop spindle only)

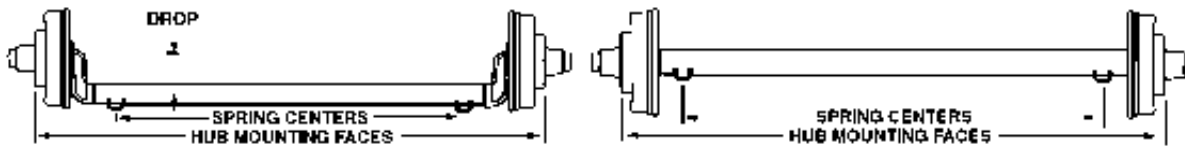
Lubrication:

- Grease • E-Z Lube

Wheel Assemblies: See Section E

Replacement Parts:

- Idler Hub:** See Page B-12 and B-13
- Hub/Drums:** See Page B-18 and B-20
- Brakes:** See Page C-9 (Electric),
Page C-25 (Hydraulic)
- Axle Beams:** See Page B-2



Difference Between Hub Face and Spring Center

Axle Type	Difference Between Hub Face and Spring Center		
	Minimum	Recommended	Maximum
Straight	11.50"	14.75"	15.25"
Drop	15.25"	16.00"	18.00"

NOTE: Minimums are based on manufacturing tolerances only. Some tire and wheel combinations may create interference.

2,000 lb. Axle Option

Part No.	Ref No.	Description
XTRA-HF-2K	002450	EXTRA CHARGE (PER AXLE) FOR 2K AXLES OVER 96" HF

For information on selecting and ordering Tubular Axles, see pages A-2 thru A-3.

For specific ordering information, please call your nearest Branch.

2,000 lb. Axle Assemblies		
Axle Type	4 on 4"	5 on 4 1/2"
Idler		
Idler Straight	20440I-ST	20545I-ST
Idler Straight E-Z Lube	20440I-ST-EZ	20545I-ST-EZ
Idler 4" Drop	20440I-4D	20545I-4D
Idler E-Z Lube 4" Drop	20440I-4D-EZ	20545I-4D-EZ
Electric		
Electric Straight	20440E-ST	20545E-ST
Electric Straight E-Z Lube	20440E-ST-EZ	20545E-ST-EZ
Electric 4" Drop	20440E-4D	20545E-4D
Electric E-Z Lube 4" Drop	20440E-4D-EZ	20545E-4D-EZ
Single Servo Hydraulic		
Single Servo Hydraulic Straight	20440H-ST	20545H-ST
Single Servo Hydraulic Straight E-Z Lube	20440H-ST-EZ	20545H-ST-EZ
Single Servo Hyd 4" Drop	20440H-4D	20545H-4D
Single Servo Hyd E-Z Lube 4" Drop	20440H-4D-EZ	20545H-4D-EZ



Spring and U-bolt Kits for 2,000 lb. Axles (Sold Separately)					
Part No.	Ref. No.	Per Spring Cap.	Length	Type	No. of Leaves
2-1020	003200	1,000 LB.	20 3/8"	Double Eye	3
2-1020-4D	003250	1,000 LB.	20 3/8"	Double Eye	3
2-PR-722	003460	1,250 LB.	25 1/4"	Double Eye	3
2-PR-722-4D	003470	1,250 LB.	25 1/4"	Double Eye	3
2-WIC2	003600	500 LB.	23 1/8"	Slipper	2
2-WIC2-4D	003650	500 LB.	23 1/8"	Slipper	2
2-WIE3	003800	750 LB.	23 1/8"	Slipper	3
2-WIE3-4D	003850	750 LB.	23 1/8"	Slipper	3
2-WIH4	004000	1,000 LB.	23 1/8"	Slipper	4
2-WIH4-4D	004050	1,000 LB.	23 1/8"	Slipper	4
2-WID2	004200	1,000 LB.	27 3/8"	Slipper	2
2-WID2-4D	004250	1,000 LB.	27 3/8"	Slipper	2
2-WIF3	004400	1,500 LB.	27 3/8"	Slipper	3
2-WIF3-4D	004450	1,500 LB.	27 3/8"	Slipper	3
2-WIG4	004600	1,750 LB.	27 3/8"	Slipper	4
2-WIG4-4D	004650	1,750 LB.	27 3/8"	Slipper	4

3,500 lb



SPECIFICATIONS

Suspension:

Leaf Spring Suspension: (Choose from table on A-9)

- Double Eye versions
- Slipper Eye versions
(Spring Kits sold separately.)

Hanger Kit Options: See Section D

Bolt Pattern Options:

- 5 on 4 1/2", 4 3/4", 5", and 5 1/2"
- 6 on 5 1/2"

Brake Options: With or without parking feature.

- 10" x 2 1/4" Electric
- 10" x 2 1/4" Hydraulic (Single Servo or Freebacking)
- Hydraulic Disc: 5 on 4 1/2" only

Spindles: TTH (#84) Spindle

Uses L68149 Inner Bearing, L44649 Outer Bearing.

- Straight
- Drop: 4" or 6"

Tubing:

- 2 3/8" OD .180 wall (Standard)
- Optional – 3" OD .180 wall

Lubrication: • Grease • E-Z Lube • Nev-R-Lube

Wheel Assemblies: See Section E

Replacement Parts:

- Idler Hub:** See Page B-14
- Hub/Drums:** See Page B-21, B-33 (Nev-R-Lube)
- Hub/Rotor:** See Page B-35
- Brakes:** See Page C-10 (Electric),
Page C-26 (Hydraulic Drum)
Page B-35 (Hydraulic Disc)
- Axle Beams:** See Page B-2



Difference Between Hub Face and Spring Center

Axle Type	Minimum	Recommended	Maximum
Straight	11.25" (Disc=15.00")	16.00"	18.00"
4" Drop	14.00" (Disc=15.00")	16.50"	18.00"
3" Tube Straight	11.25"	16.50"	23.00"
3" Tube 4" Drop	14.00"	16.50"	23.00"

NOTE: Minimums are based on manufacturing tolerances only. Some tire and wheel combinations may create interference.

3500 LB. Axle Options

Part No.	Ref No.	Description
10-PWC	013620	EXTRA CHARGE FOR 3500 LB ELECTRIC AXLES W/PWC OPTION INSTALLED
XTRA-HF-3.5K	013625	EXTRA CHARGE (PER AXLE) FOR 3500 LB AXLE OVER 96" HUBFACE

For information on selecting and ordering Tubular Axles, see pages A-2 thru A-3.

For specific ordering information, please call your nearest Branch.


3500 lb. Axle Assemblies					
Axle Type	5 on 4 1/2"	5 on 4 3/4"	5 on 5"	5 on 5 1/2"	6 on 5 1/2"
Idler					
Straight	35545I-ST	355475I-ST	35550I-ST	35555I-ST	35655I-ST
Straight E-Z Lube	35545I-ST-EZ	355475I-ST-EZ	35550I-ST-EZ	35555I-ST-EZ	35655I-ST-EZ
4" Drop	35545I-4D	355475I-4D	35550I-4D	35555I-4D	35655I-4D
E-Z Lube 4" Drop	35545I-4D-EZ	355475E-4D-EZ	35550E-4D-EZ	35555E-4D-EZ	35655I-4D-EZ
Electric					
Straight	35545E-ST	355475E-ST	35550E-ST	35555E-ST	35655E-ST
Straight E-Z Lube	35545E-ST-EZ	355475E-ST-EZ	35550E-ST-EZ	35555E-ST-EZ	35655E-ST-EZ
Straight Nev-R-Lube	N/A	N/A	N/A	N/A	35655E-ST-NL
4" Drop	35545E-4D	355475E-4D	35550E-4D	35555E-4D	35655E-4D
4" Drop E-Z Lube	35545E-4D-EZ	355475E-4D-EZ	35550E-4D-EZ	35555E-4D-EZ	35655E-4D-EZ
Single Servo Hydraulic					
Straight	35545H-ST	355475H-ST	35550H-ST	35555H-ST	35655H-ST
Straight E-Z Lube	35545H-ST-EZ	355475H-ST-EZ	35550H-ST-EZ	35555H-ST-EZ	35655H-ST-EZ
Straight Nev-R-Lube	N/A	N/A	N/A	N/A	35655H-ST-NL
4" Drop	35545H-4D	355475H-4D	35550H-4D	35555H-4D	35655H-4D
4" Drop E-Z Lube	35545H-4D-EZ	355475H-4D-EZ	35550H-4D-EZ	35555H-4D-EZ	35655H-4D-EZ
Hydraulic Freeback					
Straight	35545HFB-ST	355475HFB-ST	35550HFB-ST	35555HFB-ST	35655HFB-ST
Straight E-Z Lube	35545HFB-ST-EZ	355475HFB-ST-EZ	35550HFB-ST-EZ	35555HFB-ST-EZ	35655HFB-ST-EZ
Straight Nev-R-Lube	N/A	N/A	N/A	N/A	35655HFB-ST-NL
4" Drop	35545HFB-4D	355475HFB-4D	35550HFB-4D	35555HFB-4D	35655HFB-4D
4" Drop E-Z Lube	35545HFB-4D-EZ	355475HFB-4D-EZ	35550HFB-4D-EZ	35555HFB-4D-EZ	35655HFB-4D-EZ
Hydraulic Disc					
Straight	35545DS-ST	N/A	N/A	N/A	N/A
Straight E-Z Lube	35545DS-ST-EZ	N/A	N/A	N/A	N/A
Straight Nev-R-Lube	N/A	N/A	N/A	N/A	N/A
4" Drop	35545DS-4D	N/A	N/A	N/A	N/A
4" Drop E-Z Lube	35545DS-4D-EZ	N/A	N/A	N/A	N/A



Spring and U-bolt Kits available for 3,500 lb. Axles (Sold Separately)

Part No.	Ref. No.	Per Spring Capacity	Length	Type	No. of Leaves
2-PR3	014600	1,750 lb.	25 1/4"	Double Eye	3
2-PR4B	014800	1,750 lb.	25 1/4"	Double Eye	4
2-PR4	015000	2,400 lb.	25 1/4"	Double Eye	4
2-803T3	015200	2,000 lb.	25 7/8"	Slipper	4

6,000 lb
Regular Duty



SPECIFICATIONS

Suspension:

Leaf Spring Suspension: (Choose from table on A-11)

- Double Eye versions
- Slipper Eye versions
(Spring Kits sold separately.)

Hanger Kit Options: See Section D

Bolt Pattern Options:

- 6 on 5 1/2"
- 8 on 6 1/2"
- UTG 5-Spoke

Brake Options: With or without parking feature.

- 12" x 2" Electric or Hydraulic, Single Servo, Freebacking, or Duo Servo.
- Hydraulic Disc: 6 on 5 1/2" only

Spindles: TTA (#42) Spindle, with 2 1/4" seal journal.

Uses 25580 Inner Bearing,
Uses LM67048, 15123, or 14125A Outer Bearing.

- Straight
- 4" Drop

Tube:

- 3" OD .180 wall

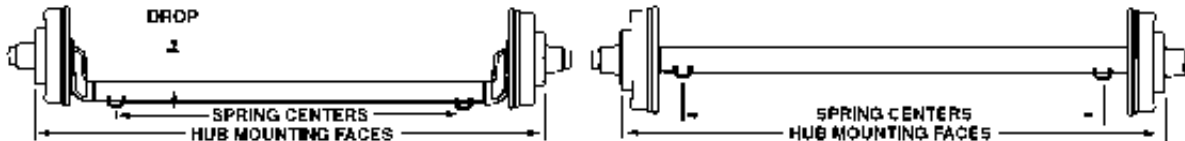
Lubrication:

- Grease
- E-Z Lube
- Oil Bath
- Nev-R-Lube

Wheel Assemblies: See Section E

Replacement Parts:

- Idler Hub:** See Page B-15 and B-16
- Hub/Drums:** See Page B-22 – B-24, B-34(Nev-R-Lube)
- Hub/Rotor:** See Page B-36
- Brakes:** See Page C-11 (Electric),
Page C-27 & C-28 (Hydraulic Drum)
Page B-36 (Hydraulic Disc)
- Axle Beams:** See Page B-2



Difference Between Hub Face and Spring Center

Axle Type	Difference Between Hub Face and Spring Center		
	Minimum	Recommended	Maximum
*Straight	12.75" (Disc=18.00")	15.00"	15.00"
Drop	15.75" (Disc=18.00")	17.50"	17.50"

NOTE: Minimums are based on manufacturing tolerances only. Some tire and wheel combinations may create interference.

* Overhang on straight disc derates axle tubing capacity to 5,200 lb.

6,000 lb. Axle Options

Part No.	Ref. No.	Description
12-PWC	022735	EXTRA CHARGE FOR 6K ELECTRIC AXLES W/PWC OPTION INSTALLED
XTRA-HF-60R	018472	EXTRA CHARGE (PER AXLE) FOR 6K AXLES OVER 96" HUBFACE

For information on selecting and ordering Tubular Axles, see pages A-2 thru A-3.

For specific ordering information, please call your nearest Branch.

6000 lb. Regular Duty Axles Assemblies


Axle Type	6 on 5 1/2"	8 on 6 1/2"	UTG 5-SPOKE
Idler			
Straight	60R655I-ST	60R865I-ST	60RUTGI-ST
Straight E-Z Lube	60R655I-ST-EZ	60R865I-ST-EZ	60RUTGI-ST-EZ
Straight Oil Bath	N/A	60R865I-ST-OIL	60RUTOI-ST-OIL
4" Drop	60R655I-4D	60R865I-4D	60RUTGI-4D
4" Drop E-Z Lube	60R655I-4D-EZ	60R865I-4D-EZ	60RUTGI-4D-EZ
4" Drop Oil Bath	N/A	60R865I-4D-OIL	60RUTOI-4D-OIL
Electric			
Straight	60R655E-ST	60R865E-ST	60RUTGE-ST
Straight E-Z Lube	60R655E-ST-EZ	60R865E-ST-EZ	60RUTGE-ST-EZ
Straight Oil Bath	N/A	60R865E-ST-OIL	60RUTOE-ST-OIL
Straight Nev-R-Lube	60R655E-ST-NL	N/A	N/A
4" Drop	60R655E-4D	60R865E-4D	60RUTGE-4D
4" Drop E-Z Lube	60R655E-4D-EZ	60R865E-4D-EZ	60RUTGE-4D-EZ
4" Drop Oil	N/A	60R865E-4D-OIL	60RUTOE-4D-OIL
Single Servo Hydraulic			
Straight	60R655H-ST	60R865H-ST	60RUTGH-ST
Straight E-Z Lube	60R655H-ST-EZ	60R865H-ST-EZ	60RUTGH-ST-EZ
Straight Nev-R-Lube	60R655H-ST-NL	N/A	N/A
Straight Oil Bath	N/A	60R865H-ST-OIL	60RUTOH-ST-OIL
4" Drop	60R655H-4D	60R865H-4D	60RUTGH-4D
4" Drop E-Z Lube	60R655H-4D-EZ	60R865H-4D-EZ	60RUTGH-4D-EZ
4" Drop Oil	N/A	60R865H-4D-OIL	60RUTOH-4D-OIL
Single Servo Hydraulic Freeback			
Straight	60R655HFB-ST	60R865HFB-ST	60RUTGHFB-ST
Straight E-Z Lube	60R655HFB-ST-EZ	60R865HFB-ST-EZ	60RUTGHFB-ST-EZ
Straight Nev-R-Lube	60R655HFB-ST-NL	N/A	N/A
Straight Oil Bath	N/A	60R865HFB-ST-OIL	60RUTOHFB-ST-OIL
4" Drop	60R655HFB-4D	60R865HFB-4D	60RUTGHFB-4D
4" Drop E-Z Lube	60R655HFB-4D-EZ	60R865HFB-4D-EZ	60RUTGHFB-4D-EZ
4" Drop Oil Bath	N/A	60R865HFB-4D-OIL	60RUTOHFB-4D-OIL
Duo Servo Hydraulic			
Straight	60R655HY-ST	60R865HY-ST	60RUTGHY-ST
Straight E-Z Lube	60R655HY-ST-EZ	60R865HY-ST-EZ	60RUTGHY-ST-EZ
Straight Nev-R-Lube	60R655HY-ST-NL	N/A	N/A
Straight Oil Bath	N/A	60R865HY-ST-OIL	60RUTOHY-ST-OIL
4" Drop	60R655HY-4D	60R865HY-4D	60RUTGHY-4D
4" Drop E-Z Lube	60R655HY-4D-EZ	60R865HY-4D-EZ	60RUTGHY-4D-EZ
4" Drop Oil	N/A	60R865HY-4D-OIL	60RUTOHY-4D-OIL
Hydraulic Disc			
Straight	60R655DS-ST	N/A	N/A
Straight E-Z Lube	60R655DS-ST-EZ	N/A	N/A
Straight Nev-R-Lube	60R655DS-ST-NL	N/A	N/A
Straight Oil Bath	N/A	N/A	N/A
4" Drop	60R655DS-4D	N/A	N/A
4" Drop E-Z Lube	60R655DS-4D-EZ	N/A	N/A
4" Drop Oil	N/A	N/A	N/A



Spring and U-bolt Kits available for 6,000 lb. Axles (Sold separately)

Part No.	Ref. No.	Per Spring Capacity	Length	Type	No. of Leaves
2-PR5	023000	2,900 lb.	25 1/4"	Double Eye	5
2-PR6	023100	3,300 lb.	24 7/8"	Double Eye	6
2-E5226	023200	3,000 lb.	25 1/4"	Slipper	5
2-1203T3	023300	3,500 lb.	24"	Slipper	5
2-1403T3	023400	4,000 lb.	24"	Slipper	7
2-E5115	023600	4,000 lb.	27 1/2"	Slipper	6

6,000 lb
Heavy Duty



SPECIFICATIONS

Suspension:

Leaf Spring Suspension: (Choose from table on A-13)

- Double Eye versions
- Slipper Eye versions
(Spring Kits sold separately.)

Hanger Kit Options: See Section D

Bolt Pattern Options:

- 6 on 5 1/2"
- 8 on 6 1/2"
- UTG 5-Spoke

Brake Options: With or without parking feature.

- 12" x 2" Electric or Hydraulic, Single Servo, Freebacking, or Duo Servo.
- Hydraulic Disc: 6 on 5 1/2" only

Spindles: UTA (#42) Spindle, with 2 1/4" seal journal.

Uses 25580 Inner Bearing,
Uses LM67048, 15123, or 14125A Outer Bearing.

- Straight • 4" Drop

Tubing:

- 3" OD .250 wall; optional 3.5" OD .50 wall for Air-Ride

Lubrication:

- Grease • E-Z Lube • Oil Bath • Nev-R-Lube

Wheel Assemblies: See Section E

Replacement Parts:

- Idler Hub:** See Page B-15 and B-16
- Hub/Drums:** See Page B-22 - B-24, B-34(Nev-R-Lube)
- Hub/Rotor:** See Page B-36
- Brakes:** See Page C-11 (Electric),
Page C-27 & C-28 (Hydraulic Drum)
Page B-36 (Hydraulic Disc)
- Axle Beams:** See Page B-2



Difference Between Hub Face and Spring Center

Axle Type	Minimum	Recommended	Maximum
Straight	12.75" (Disc=18.00")	16.25"	20.00"
Drop	15.75" (Disc=18.00")	18.00"	20.00"

NOTE: Minimums are based on manufacturing tolerances only. Some tire and wheel combinations may create interference.

6,000 lb. Axle Options

Part No.	Ref. No.	Description
12-PWC	022735	EXTRA CHARGE FOR 6K ELECTRIC AXLES W/PWC OPTION INSTALLED
XTRA-HF-6K	020145	EXTRA CHARGE (PER AXLE) FOR 6K AXLES OVER 96" HUBFACE
ADD-6KHD-WALL	020150	ADD-ON FOR 6K AXLE, 3.5" OD .5" WALL TUBING FOR AIR-RIDE

For information on selecting and ordering Tubular Axles, see pages A-2 thru A-3.

For specific ordering information, please call your nearest Branch.

6,000 lb. Heavy Duty Axle Assemblies			
Axle Type	6 on 5 1/2"	8 on 6 1/2"	UTG 5 Spoke
Idler			
Straight	60655I-ST	60865I-ST	60UTGI-ST
Straight E-Z Lube	60655I-ST-EZ	60865I-ST-EZ	60UTGI-ST-EZ
Straight Oil Bath	N/A	60865I-ST-OIL	60UTOI-ST-OIL
4" Drop	60655I-4D	60865I-4D	60UTGI-4D
4" Drop E-Z Lube	60655I-4D-EZ	60865I-4D-EZ	60UTGI-4D-EZ
4" Drop Oil Bath	N/A	60865I-4D-OIL	60UTOI-4D-OIL
Electric			
Straight	60655E-ST	60865E-ST	60UTGE-ST
Straight E-Z Lube	60655E-ST-EZ	60865E-ST-EZ	60UTGE-ST-EZ
Straight Nev-R-Lube	60655E-ST-NL	60865E-ST-NL	N/A
Straight Oil Bath	N/A	60865E-ST-OIL	60UTOE-ST-OIL
4" Drop	60655E-4D	60865E-4D	60UTGE-4D
4" Drop E-Z Lube	60655E-4D-EZ	60865E-4D-EZ	60UTGE-4D-EZ
4" Drop Oil Bath	N/A	60865E-4D-OIL	60UTOE-4D-OIL
Single Servo Hydraulic			
Straight	60655H-ST	60865H-ST	60UTGH-ST
Straight E-Z Lube	60655H-ST-EZ	60865H-ST-EZ	60UTGH-ST-EZ
Straight Nev-R-Lube	60655H-ST-NL	60865H-ST-NL	N/A
Straight Oil Bath	N/A	60865H-ST-OIL	60UTOH-ST-OIL
4" Drop	60655H-4D	60865H-4D	60UTGH-4D
4" Drop E-Z Lube	60655H-4D-EZ	60865H-4D-EZ	60UTGH-4D-EZ
4" Drop Oil Bath	N/A	60865H-4D-OIL	60UTOH-4D-OIL
Single Servo Hydraulic Freeback			
Straight	60655HFB-ST	60865HFB-ST	60UTGHFB-ST
Straight E-Z Lube	60655HFB-ST-EZ	60865HFB-ST-EZ	60UTGHFB-ST-EZ
Straight Nev-R-Lube	60655HFB-ST-NL	60865HFB-ST-NL	N/A
Straight Oil Bath	N/A	60865HFB-ST-OIL	60UTOHFB-ST-OIL
4" Drop	60655HFB-4D	60865HFB-4D	60UTGHFB-4D
4" Drop E-Z Lube	60655HFB-4D-EZ	60865HFB-4D-EZ	60UTGHFB-4D-EZ
4" Drop Oil Bath	N/A	60865HFB-4D-OIL	60UTOHFB-4D-OIL
Duo Servo Hydraulic			
Straight	60655HY-ST	60865HY-ST	60UTGHY-ST
Straight E-Z Lube	60655HY-ST-EZ	60865HY-ST-EZ	60UTGHY-ST-EZ
Straight Nev-R-Lube	60655HY-ST-NL	60865HY-ST-NL	N/A
Straight Oil Bath	N/A	60865HY-ST-OIL	60UTOHY-ST-OIL
4" Drop	60655HY-4D	60865HY-4D	60UTGHY-4D
4" Drop E-Z Lube	60655HY-4D-EZ	60865HY-4D-EZ	60UTGHY-4D-EZ
4" Drop Oil Bath	N/A	60865HY-4D-OIL	60UTOHY-4D-OIL
Hydraulic Disc			
Straight	60655DS-ST	N/A	N/A
Straight E-Z Lube	60655HY-ST-EZ	N/A	N/A
Straight Nev-R-Lube	60655DS-ST-NL	N/A	N/A
Straight Oil Bath	N/A	N/A	N/A
4" Drop	60655DS-4D	N/A	N/A
4" Drop E-Z Lube	60655DS-4D-EZ	N/A	N/A
4" Drop Oil Bath	N/A	N/A	N/A



Spring and U-bolt Kits available for 6,000 lb. Axles (Sold separately)

Part No.	Ref. No.	Per Spring Capacity	Length	Type	No. of Leaves
2-PR5	023000	2,900 lb.	25 1/4"	Double Eye	5
2-PR6	023100	3,300 lb.	25 1/4"	Double Eye	6
2-E5226	023200	3,000 lb.	25 1/4"	Slipper	5
2-1203T3	023300	3,500 lb.	24"	Slipper	5
2-1403T3	023400	4,000 lb.	24"	Slipper	7
2-E5115	023600	4,000 lb.	27 1/2"	Slipper	6